



SUPPLYING WORLD-CLASSSS
MANUFACTURING SOLUTION




STAINLESS STEEL PRODUCTS



Stainless Steel Round Pipes



Stainless Steel Square Pipes



Stainless Steel Rectangle Pipes



Stainless Steel Sheets



Butt-Weld Fittings



Stainless Steel Angle Bars



Stainless Steel Flat Bars

STAINLESS STEEL PRODUCTS

▶ Stainless Steel Round Pipes

Size Range					
$\frac{3}{8}$ "	$\frac{1}{2}$ "	$\frac{5}{8}$ "	$\frac{3}{4}$ "	$\frac{7}{8}$ "	$\frac{7}{8}$ "
1 $\frac{1}{4}$ "	$\frac{1}{2}$ "	2	2 $\frac{1}{2}$ "	3"	4"

▶ Stainless Steel Square Pipes

Size Range				
12 x 12	15 x 15	12 x 12	12 x 12	12 x 12
40 x 40	50 x 50	60 x 60	80 x 80	

▶ Stainless Steel Rectangle Pipes

Size Range			
10 x 20	10 x 30	10 x 40	10 x 50
26 x 13	40 x 20	75 x 75	60 x 40
80 x 40	50 x 25	110 x 50	

► **Stainless Steel Sheets**

Size Range								
1250 x 2500	24 swg	22 swg	20 swg	18 swg	16 swg	14 swg	12 swg	10 swg
1500 x 3000	0.6mm	0.8mm	.095mm	1.15mm	1.45mm	2mm	2.5mm	3mm

► **Butt-Weld Fittings**

Butt-Weld Fittings TYPE				
Tee	Elbow	Reducing Tee	Coupling	Long & Stub Short Bend
Reducer	Return Bends	Plug & Union	Hose Collar/Nipple	Cross, etc.

► **Stainless Steel Angle Bars**

Stainless Steel Angle [Grade - SS304 SS316]								
25x25x3	30x30x3	40x40x3	50x50x3	60x60x6	65x65x6	70x70x7	75x75x6	100x100x10
25x25x6	30x30x5	40x40x5	50x50x5					
25x25x25		40x40x6	50x50x6					


► Stainless Steel Flat Bars

Stainless Steel Flat Bars [Grade - SS304 SS316 SS316L]												
20x5	25x3	30x3	32x5	40x4	50x5	60x10	65x3	70x12	80x10	100x5	125x8	150x8
20x6	25x5	30x5	32x6	40x5	50x6	60x15	65x6	70x20	80x16	100x6	125x10	150x10
20x8	25x6	30x6	32x8	40x6	50x8	60x20	65x8	75x6	90x40	100x8	125x12	150x12
20x10	25x8	30x10	32x10	40x8	50x10	60x35	65x10	75x8		100x10	125x16	150x16
20x12	20x10	30x12	32x16	40x10	50x12	60x50	65x12	75x10		100x12	125x20	150x20
	25x12	30x25	32x20	40x12	50x16		65x16	75x12		100x16	125x25	150x25
	25x15		32x25	40x16	50x20		65x20	75x16		100x20	132x13	150x30
	25x16			40x20	50x25		65x25	75x20		100x25		150x40
	20x20			40x25	50x30		65x30	75x25		100x30		200x8
				40x30	50x32		65x32	75x30		100x40		200x10
					50x35		65x40	75x32		100x50		
					50x40			75x40				
								75x50				

MILD STEEL PRODUCTS




Mild Steel Round Pipes




Mild Steel Angle



Mild Steel Flats



Mild Steel Channels



Mild Steel Beams



Mild Steel Checkered Plates



Butt-Weld Fittings

MILD STEEL PRODUCTS

► Mild Steel Round Pipes

Dimensions			Weight Chart kgs. / 6mtr.		
SIZE [MM]	SIZE [INCH]	OD [MM]	Light A	Light B	Light C
15	½"	21	5.5	6.5	8
20	¾"	27	7.3	9	11
25	1"	33	11	13	16
32	1 ¼"	42	15	17	21
40	1 ½"	48	18	20	24
50	2"	60	22	28	34
65	2 ½"	76	32	35	44
80	3"	89	36	46	55
100	4"	114	54	65	79
125	5"	140	-	88	100
150	6"	165	-	105	118

TOLERANCE

Thickness	Tolerance	Weight	Tolerance
'A'	+/- 8%	Light	+/- 10%
'B'	+/- 10%	Medium	+/- 10%
'C'	+/- 10%	Heavy	+/- 10%

Dimensions			Weight Chart kgs. / 6mtr.		
SIZE [MM]	SIZE [INCH]	OD [MM]	5MM	6MM	8MM
200	8"	219.1	158	190	250
250	10"	273	195	240	310
300	12"	323.9	235	282	375
350	14"	355.6	255	310	410
400	16"	406.4	300	355	475
450	18"	457.2	335	400	535
500	20"	508	375	445	590

TOLERANCE	
OD	+/- 0.75%
OVALITY	= 1% MAX.
THICKNESS	+/- 10%
LENGTH	6-12MTR.

► Mild Steel Angle

ANGLES					
SIZE [MM]	Weight kg/mtr.	SIZE [MM]	Weight kg	Size [mm]	Weight kg
20x20x3	0.900	55x55x6	4.9	90x90x12	15.8
25x25x3	1.1	60x60x5	4.5	100x100x6	9.2
25x25x5	1.8	60x60x6	5.4	100x100x8	12.1
30x30x3	1.4	60x60x8	7.0	100x100x10	14.9
30x30x5	2.2	65x65x6	5.8	100x100x12	17.7
35x35x3	1.6	65x65x8	7.7	110x100x8	13.4
35x35x5	2.6	65x65x10	9.4	110x110x10	16.5
35x35x6	3.0	75x75x4	5.5	110x110x12	19.6
40x40x3	1.8	75x75x6	6.8	130x130x8	15.9

ANGLES

SIZE [MM]	Weight kg/mtr.	SIZE [MM]	Weight kg	Size [mm]	Weight kg
40x40x5	3.0	75x75x8	8.9	130x130x10	19.7
40x40x6	3.5	75x75x10	11.0	130x130x12	23.4
45x45x5	3.4	80x80x6	7.3	130x130x15	28.9
45x45x6	4.0	80x80x8	9.6	150x150x10	22.8
50x50x5	3.8	80x80x10	11.8	150x150x12	27.2
50x50x6	4.5	90x90x6	8.2	150x150x16	35.8
55x55x5	4.1	90x90x8	10.8	150x150x18	39.9
55x55x6	4.9	90x90x10	13.4	150x150x20	44.1
				200x200x16	48.5
				200x200x20	60.0

► Mild Steel Flats

FLATS					
SIZE [MM]	Weight kg/mtr.	SIZE [MM]	Weight kg	Size [mm]	Weight kg
12x3	0.28	35x12	3.3	50x12	4.7
16x3	0.38	35x16	4.4	50x16	6.3
16x5	0.63	40x3	0.94	50x20	7.8
20x3	0.47	40x5	1.6	50x25	9.8
20x5	0.79	40x6	1.9	65x6	3.1
20x6	0.94	40x10	3.1	65x8	4.1
25x6	1.02	40x12	3.8	65x10	5.1
25x10	2.0	40x16	5.0	65x12	6.1
25x12	2.4	40x20	6.3	65x16	8.2
30x5	1.18	45x6	2.1	65x20	10.2
30x6	1.41	45x10	3.5	65x25	12.8
30x10	2.4	50x3	1.2	65x32	16.3
30x12	2.8	50x5	2.0	70x25	13.8
30x16	3.8	50x6	2.4	75x6	3.5
35x6	1.6	50x8	3.1	75x8	4.7
35x10	2.8	50x10	3.9	75x10	5.9

FLATS					
SIZE [MM]	Weight kg/mtr.	SIZE [MM]	Weight kg	Size [mm]	Weight kg
75x12	7.1	100x12	9.4	130x10	10.2
75x16	9.4	100x16	12.6	150x10	11.8
75x20	11.8	100x20	15.7	150x12	14.1
75x25	14.7	100x25	19.6	150x16	18.8
75x32	18.8	100x32	25.1	150x20	23.6
80x25	20.1	125x6	5.9	150x25	29.5
100x6	4.7	125x10	9.8	180x20	28.3
100x10	7.8	125x12	11.8		

► Mild Steel Channels

CHANNELS			
SIZE [MM]	Weight kg/mtr.	SIZE [MM]	Weight kg
75x40	6.8	200x75	22.2
100x50	9.2	225x80	26.0
125x65	12.8	250x80	30.4
150x75	16.4	300x90	35.9
175x75	19.6	400x100	49.5

► Mild Steel Beams


ISMB BEAMS					
SIZE [MM]	Weight kg/mtr.	SIZE [MM]	Weight kg	Size [mm]	Weight kg
100x50	8.0	150x75	14.9	225x110	31.2
100x70	11.5	150x80	15.0	250x110	37.2
100x75	11.5	150x150	37.1	300x140	45.1
116x100	23.0	160x74	17.7	350x140	52.9
120x58	11.1	175x85	19.2	400x140	62.6
140x66	14.5	180x82	21.9	450x150	73.1
140x73	14.7	200x100	25.4	500x180	87.7
125x70	13.2	200x140	28.8	600x210	122.6
150x50	7.1	200x200	49.4		

► Mild Steel Checkered Plates

CHECKERED PLATES			
SIZE [MM]	Weight kg/mtr.	SIZE [MM]	Weight kg
5	45.30	8	68.09
6	53.20	10	84.06
7	61.10	12	100.30

► Butt-Weld Fittings

Butt-Weld Fittings TYPE				
Tee	Elbow	Reducing Tee	Coupling	Long & Stub Short Bend
Reducer	Return Bends	Plug & Union	Hose Collar/Nipple	Cross, etc.



+91 78198 16497



connect@arhamtradelink.com



www.arhamtradelink.com



12, Ground Floor V K Complex,
Odhav Rd, opposite Gurudwara,
Ahmedabad, Gujarat 382415